

2指平行抓手

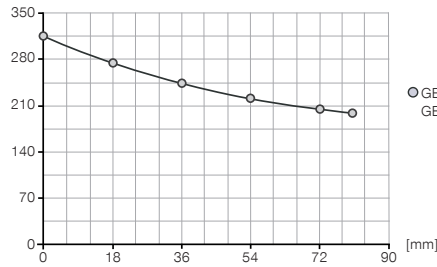
安装尺寸 GEP1606

产品规格



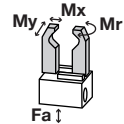
夹持力图表

[N] 显示符合夹爪长度的夹持力




力和扭矩

显示除夹持力外可能作用的静力和力矩。



Mr	10
Mx	25
My	10
Fa	400

包含在供货范围内



定位环


BDST40800



控制


ELEGR04

配件建议



插入式弯角接头电缆 5 m - M8插头(母头)

KAW500



插入式直接头电缆 5 m - M8插头(母头)

KAG500

