

FLUID DAMPERS SERIES VOLPINO

▶ PRODUCT SPECIFICATIONS



The power pack for hinge damping. Users particularly appreciate the easy handling of the customizable damping force, which can be adjusted to the door weight after assembly.

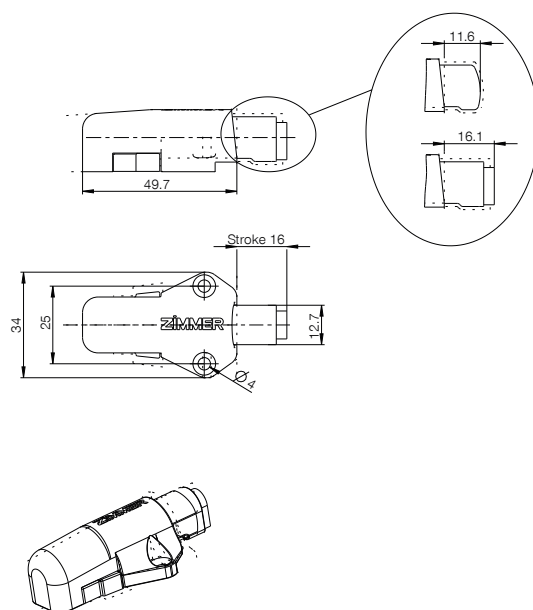
▶ APPLICATION AREAS

 Door	
 Sliding door	
 Drawer	
 Hinge	●

▶ SERIES CHARACTERISTICS

Series	Stroke [mm]	Medium	Operating direction
Volpino	15.0	Fluid	Pressure dampers

▶ TECHNICAL DRAWING



► TECHNICAL DATA

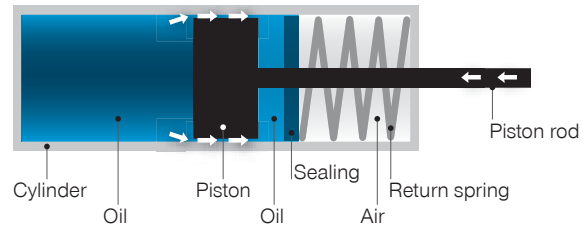
Order no.	B015-10-009
Technology	Defined Comfort
Damper characteristic curve	Linear-increasing
Damper force [N]	40
Damper tolerance [N]	+15/-15
Damper speed [mm/s]	50
Free-run	No
Free-run length [mm]	0.0
Damper spring return	Yes
Damper housing color	Gray RAL7035
Damper cover color	Gray RAL7035
Damper Ø housing [mm]	
Damper housing length [mm]	49.7
Damper Ø piston rod [mm]	
Damper housing connection	
Damper piston rod connection	
Application environment	Standard

INDIVIDUAL DAMPERS

FLUID DAMPERS

PRINCIPLE OF FUNCTION

- ▶ In a closed housing a piston is moving back- and forward. A food-safe silicon-oil can flow in both directions through small channels. The viscosity of the oil, as well as the modification of the cross-section of the channels, leads to the friction needed to reduce the speed. The friction-heat will be channeled outside through the cylinder-wall.
- ▶ Highest energy-consumption on smallest cross section
- ▶ Different damping-characteristics possible



DAMPER WITH AND WITHOUT RESET-FUNCTION

Damper **without** reset-function needs a coupler onto the pistonrod is needed to be used within the fitting. The pistonrod do not extract by itself, it has to be extracted manually.

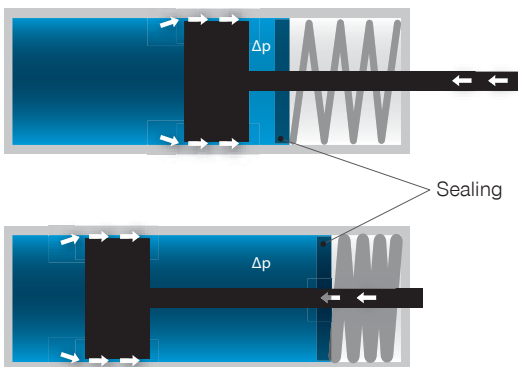


Damper **with** an integrated reset-function a Coupler is not needed onto the pistonrod within the fitting. The pistonrod will be extracted automatically.

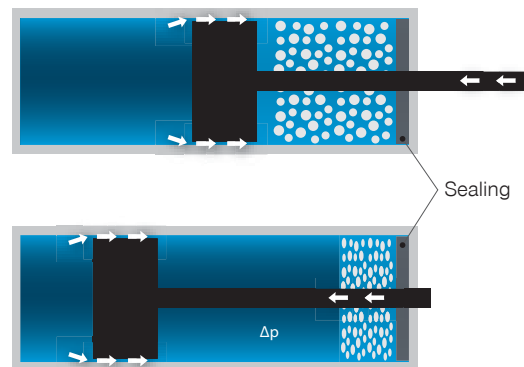


VOLUME-COMPENSATION

Volume-compensation by means of a spring in an air-filled chamber (ZIMMER-principle)



Volume-adjustment by using a sponge (competitors)



Δp = Pressure in cylinder higher than surrounding-pressure

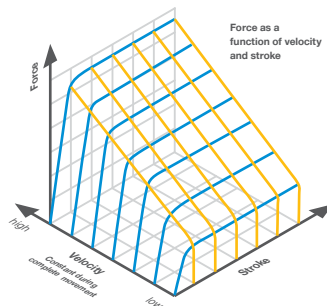
	Function	Leak-proof	Life-endurance
Cellular rubber	X	-	-
Volume-compensation	X	X	X

TYPES

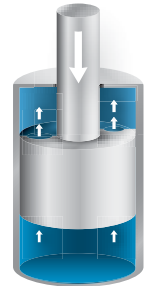
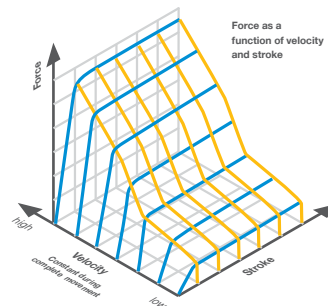
The nozzle let the oil flow constantly:

- ▶ Highest force on smallest space available
- ▶ Force can be modified through the cross-section of the nozzle
- ▶ No overload-protection

Classic defined



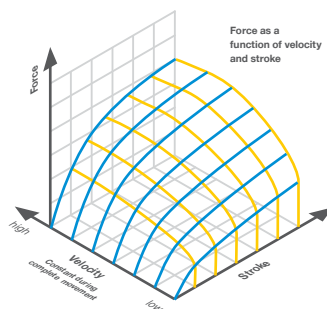
Classic smooth




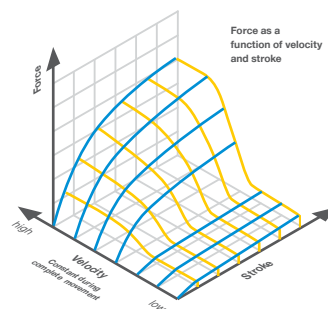
Oil is flowing around the piston. The housing is expanding at high pressure whereas through this gap the oil is flowing.

- ▶ Overload-protection
- ▶ Different graphs possible

Comfort defined



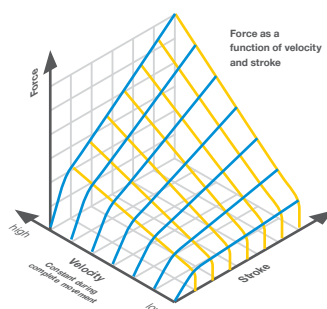
Comfort smooth



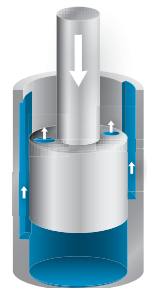
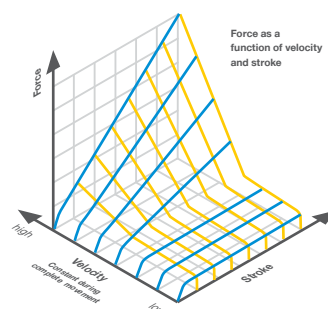
Through these two nozzles the oil can flow constantly. Channels in the housing enhances special cross-sections. Within this example the cross-section becomes smaller during retraction; thus the damping force becomes stronger.

- ▶ Various damper-characteristics possible
- ▶ Force can be modified by varying the cross-section and by changing the number of the channels

Versatile defined



Versatile smooth



defined: speed independent

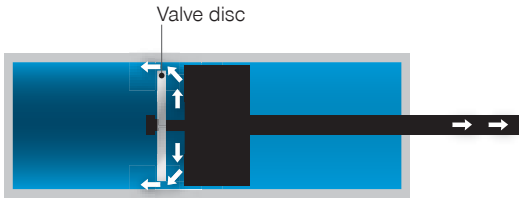
smooth: depending on speed, smooth reaction at low velocities, less opening time, constant closing picture, small opening force

INDIVIDUAL DAMPERS

FLUID DAMPERS

OPENING-MOVEMENT

Piston **defined**

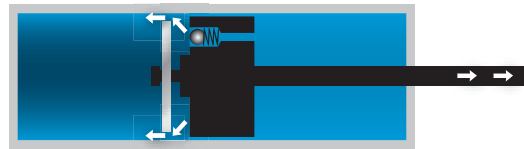


Damper pulled out (release)




Damping

Piston **smooth**



Damper pulled out (release)



Damping

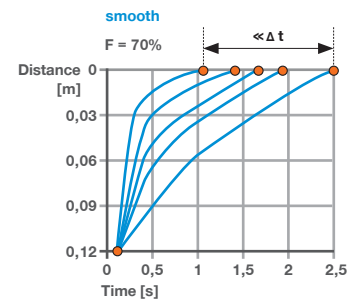
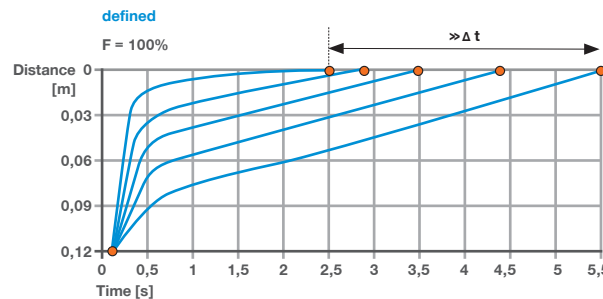


Valve disc as well as drillings lead to a minimized resistance at opening and the damping force needed during closing-movement.

COMPARASION DEFINED/SMOOTH IN SELF-CLOSING UNIT

▶ EXAMPLE CHARACTERIS- TIC CHIUSO 100

- ▶ Load: 70kg sliding door
- ▶ Chart shows the closing time from 0,1–0,5 m/s in different graphs
- ▶ Opening force is reduced about 30% in version: **smooth**

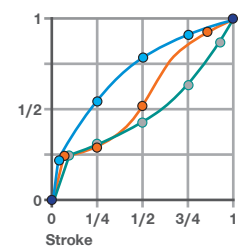
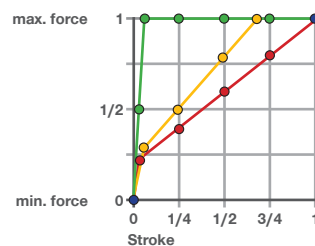


FLUID DAMPER CHARACTERISTIC WITH CONSTANT SPEED

Characteristic curves fluid damper

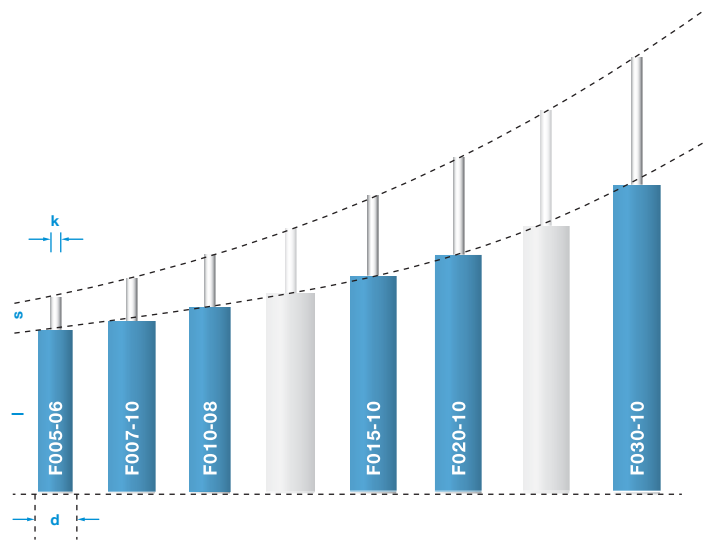
Damping force according to the stroke

- Linear rising
- Linear rising – constant
- Linear constant
- Inclining
- S-Line
- Declining



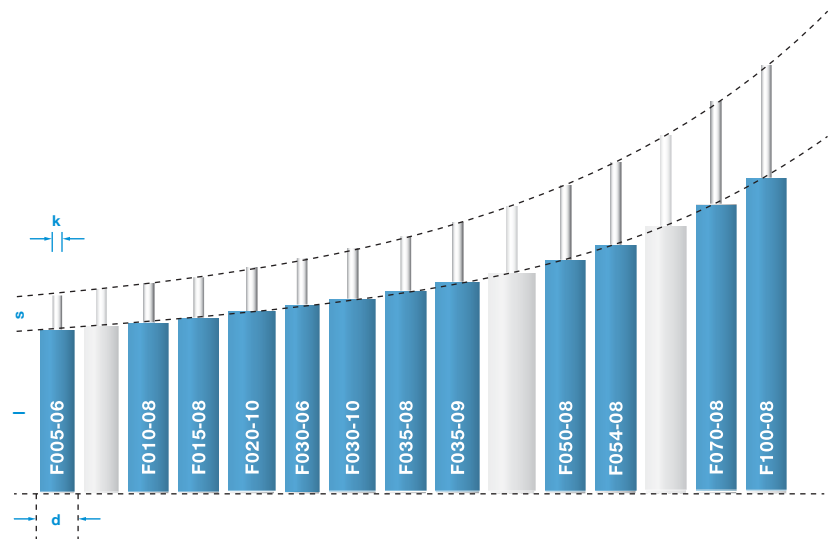
PRODUCT RANGE DAMPER CLASSIC

- ▶ Housing length (l): 42 mm bis 67 mm
- ▶ Housing diameter (d): 6 mm, 8 mm und 10 mm
- ▶ Stroke (s): 5 mm bis 30 mm
- ▶ Piston rod diameter (k): 2,3 mm



PRODUCT RANGE DAMPER COMFORT

- ▶ Housing length (l): 29,5 mm bis 151,6 mm
- ▶ Housing diameter (d): 6 mm, 8 mm und 10 mm
- ▶ Stroke (s): 10 mm bis 100 mm
- ▶ Piston rod diameter (k): 1,5 bis 2,3 mm



PRODUCT RANGE DAMPER VERSATILE

- ▶ Housing length (l): 42 mm bis 67 mm
- ▶ Housing diameter (d): 6 mm, 8 mm und 10 mm
- ▶ Stroke (s): 5 mm bis 30 mm
- ▶ Piston rod diameter (k): 2,3 mm

